

# House Price Index



07/11/2019

## Annual house price growth slows to 0.9%



**£232,249**

Average price

**-0.1%**

Monthly change

**+0.2%**

Quarterly change

**+0.9%**

Annual change

- House prices in October were 0.9% higher than in the same month a year earlier
- On a monthly basis, house prices fell by 0.1%
- In the latest quarter (August to October) house prices were 0.2% higher than in the preceding three months (May to July)


### **Russell Galley, Managing Director, Halifax, said:**

“Average house prices continued to slow in October, with a modest rise of 0.9% over the past year. While this is the lowest growth seen in 2019, it again extends the largely flat trend which has taken hold over recent months.

“A number of underlying factors such as mortgage affordability and wage growth continue to support prices, however there is evidence of consumers erring on the side of caution.

“We remain unchanged from our view that activity levels and price growth will remain subdued while the UK navigates political and economic uncertainty.”

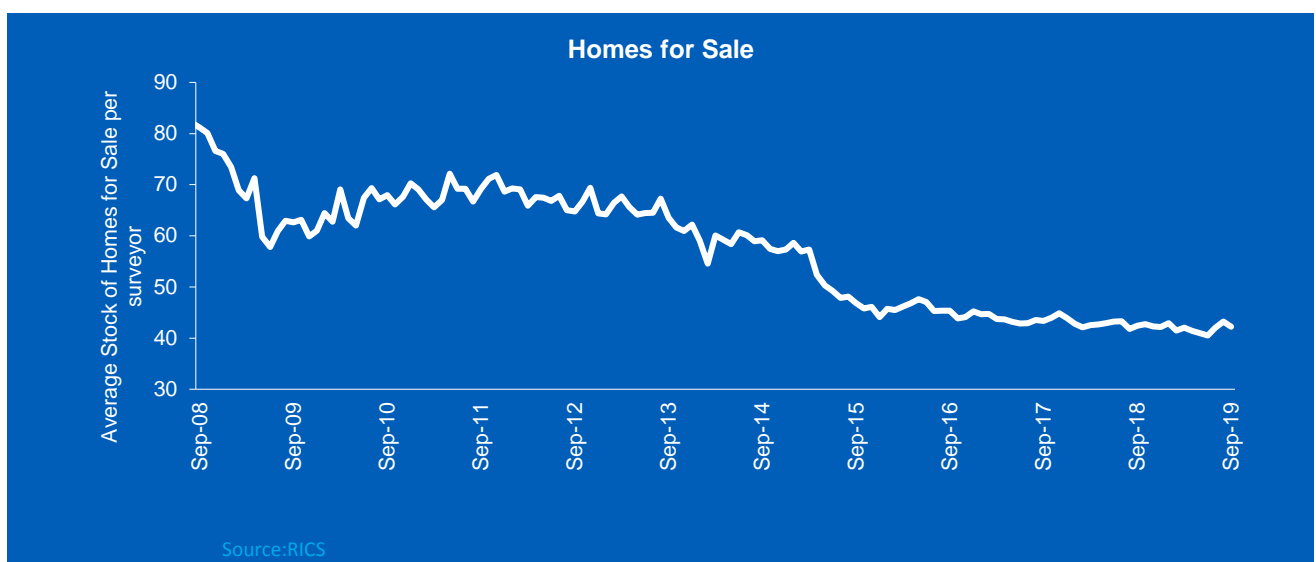
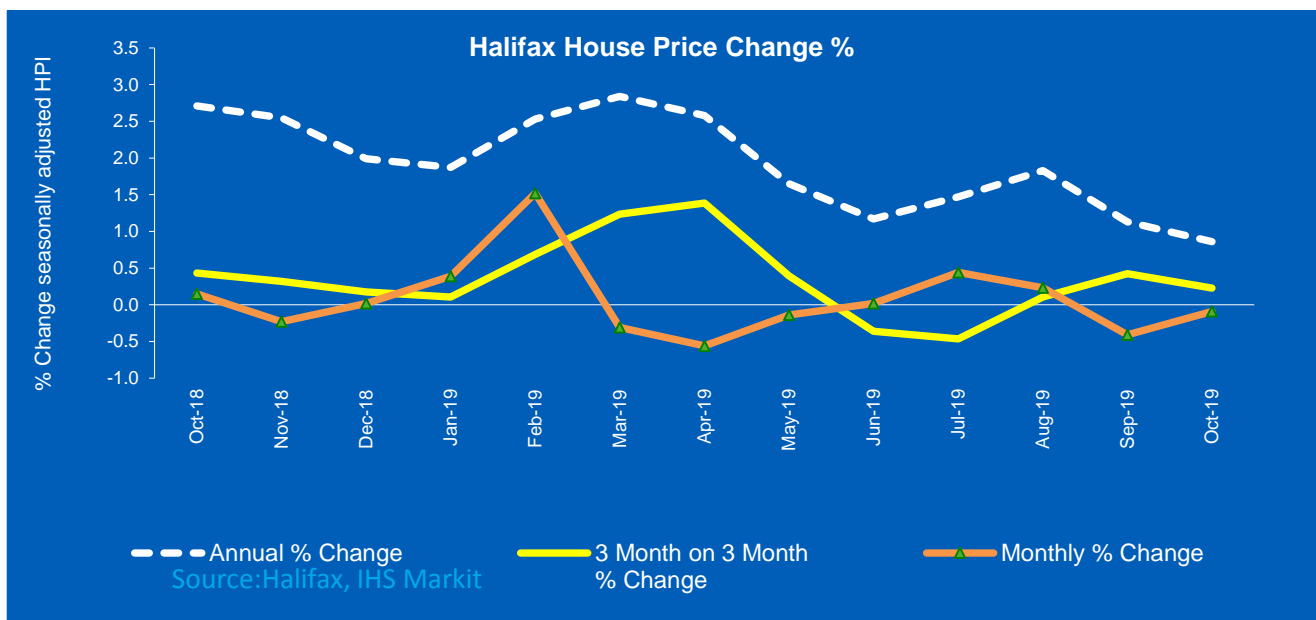
Administered by



# Key facts

## Housing activity

- HMRC Monthly data shows a rise in UK home sales in September.** UK seasonally adjusted residential transactions in September were 101,740 – up by 5% from August and the highest level since August 2017. Year-on-year, transactions in September 2019 were approximately 2.3% higher than September 2018 (6.3% higher on a non-seasonally adjusted basis). (Source: HMRC, seasonally-adjusted figures)
- Mortgage approvals have risen slightly from August.** Bank of England figures show that the number of mortgages approved to finance house purchases were 65,919 in September – this represents a 0.4% month on month rise, partly reversing the 2.1% decline seen in August. Year on year growth is 0.6%. (Source: Bank of England, seasonally-adjusted figures)
- The latest set of results (September 2019) for the **RICS Residential Market Survey** have shown a renewed decline in new instructions with a net balance fall to -37% - the weakest since June 2016. Also, following a steady period in the last four months, the new buyer enquiries net balance also fell to -15%, pointing to a modest decline in buyer demand. The negative trend in demand and supply has fed through to the overall sales numbers with newly agreed sales edging further down into negative territory with a net balance of -27% (from -11% in August). (Source: Royal Institution of Chartered Surveyors' (RICS) monthly report)



# UK house prices

## Historical data

All Houses, All Buyers (Seasonally Adjusted)

Period	<sup>1</sup> Index Jan 1992=100	<sup>2</sup> Standardised Average Price £	Monthly Change %	Quarterly Change %*	Annual Change %**
Oct 2018	397.1	230,267	0.2	0.4	2.7
Nov	396.2	229,801	-0.2	0.3	2.6
Dec	396.3	229,827	0.0	0.2	2.0
Jan 2019	397.8	230,721	0.4	0.1	1.9
Feb	403.8	234,195	1.5	0.7	2.5
Mar	402.6	233,458	-0.3	1.2	2.8
Apr	400.3	232,146	-0.6	1.4	2.6
May	399.7	231,812	-0.1	0.4	1.7
Jun	399.8	231,855	0.0	-0.4	1.2
Jul	401.6	232,876	0.4	-0.5	1.5
Aug	402.5	233,418	0.2	0.1	1.8
Sep	400.8	232,454	-0.4	0.4	1.1
Oct	400.5	232,249	-0.1	0.2	0.9

### Editors' notes

\* House price data on a quarterly basis provides the clearest indication of overall market trends, smoothing out the monthly volatility caused by the reduced number of monthly transactions used to calculate all house price indices.

\*\* The annual change numbers are the non-seasonally adjusted year-on-year figures.

#### 1. Index

The standardised index is seasonally adjusted using the U.S. Bureau of the Census X-11 moving-average method based on a rolling 84-month series. Each month, the seasonally adjusted figure for the same month a year ago and last month's figure are subject to revision.

#### 2. Standardised average price

The standardised average price is calculated using the HPI's mix adjusted methodology.

#### Update to methodology

From 6 September 2019, the published Halifax House Price Index has been based on an updated methodology. The previous HPI methodology was used for over 30 years to provide the UK's benchmark house price index. IHS Markit had been working on an updated methodology since last year and closed a consultation with principal users around the update in December 2018. This review and subsequent enhancement ensures that the Halifax House Price Index will continue to be the UK's leading house price benchmark.

The updated model reflects changes to the structure of the housing market and uses best practice in house price determination. It includes more mortgage transaction data for even greater accuracy and reduced volatility on a month to month basis.

For further information on the methodology follow this link to [IHS Markit's website](#)

### Halifax press office contacts:

Gregor Low 07500 078879 [Gregor.Low@lloydsbanking.com](mailto:Gregor.Low@lloydsbanking.com)

For historical data or for technical queries please contact [economics@ihsmarkit.com](mailto:economics@ihsmarkit.com)

### About the Halifax house price index

The Halifax House Price Index is the UK's longest running monthly house price series with data covering the whole country going back to January 1983. From this data, a "standardised" house price is calculated and property price movements on a like-for-like basis (including seasonal adjustments) are analysed over time. The annual change figure is calculated by comparing the current month non-seasonally adjusted figure with the same month a year earlier.

For more information on our housing market research, visit <http://www.halifax.co.uk/house-price-index>

### **About IHS Markit ([www.ihsmarkit.com](http://www.ihsmarkit.com))**

IHS Markit (NYSE: INFO) is a world leader in critical information, analytics and solutions for the major industries and markets that drive economies worldwide. The company delivers next-generation information, analytics and solutions to customers in business, finance and government, improving their operational efficiency and providing deep insights that lead to well-informed, confident decisions. IHS Markit has more than 50,000 business and government customers, including 80 percent of the Fortune Global 500 and the world's leading financial institutions.

IHS Markit is a registered trademark of IHS Markit Ltd. and/or its affiliates. All other company and product names may be trademarks of their respective owners © 2019 IHS Markit Ltd. All rights reserved.

The intellectual property rights to the Halifax House Price Index (the "Index") provided herein is owned by IHS Markit. The use of the Halifax name and logo on the Index by IHS Markit is under licence from Lloyds Banking Group and its affiliates. IHS Markit and the IHS Markit logo are registered trade marks of IHS Markit Ltd.

Any unauthorised use, including but not limited to copying, distributing, transmitting or otherwise of any data appearing is not permitted without IHS Markit's prior consent. IHS Markit shall not have any liability, duty or obligation for or relating to the content or information ("data") contained herein, any errors, inaccuracies, omissions or delays in the data, or for any actions taken in reliance thereon. In no event shall IHS Markit be liable for any special, incidental, or consequential damages, arising out of the use of the data. For the avoidance of doubt, the Index and the data cannot be used as a "benchmark" under the Principles for Financial Benchmarks published by the International Organization Of Securities Commissions in July, 2013 or the European Union Regulation for Financial Benchmarks any other similar or comparable framework, principles, guidelines, rules, regulations or laws governing the administration of, submission of data to or the management of benchmarks and indices, including for the purposes of measuring the performance of a financial instrument or determining the interest payable, or other sums due under financial contracts or financial instruments or determining their value or the price at which they be bought, sold, traded or redeemed. A licence from IHS Markit is required for benchmark and all other uses of the Halifax House Price Index.