

IHS Markit U.S. Sector PMI™

Healthcare sector remains strongest performer in September

Key findings

Marked expansion in healthcare sector, despite softer rate of growth

Consumer goods and technology upturns quicken

Basic materials sector slips back into contraction

US Sector PMI™ indices are compiled from responses to questionnaires sent to purchasing managers in IHS Markit's US manufacturing and services PMI survey panels, covering over 1,000 private sector companies. Indices are available for the basic materials, consumer goods, consumer services, financials, healthcare, industrials and technology sectors.

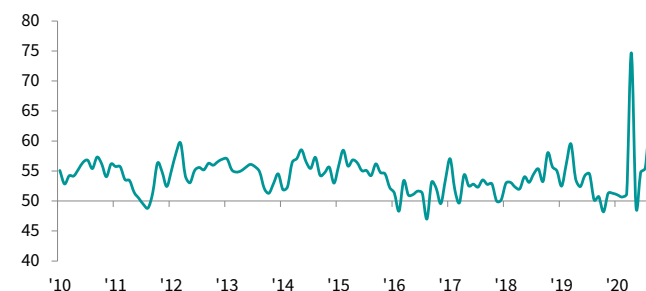
September data signalled an expansion in the number of sectors indicating contraction to two, as **basic materials** firms registered a renewed fall in output. That said, the pace of contraction was only marginal. The decline in **consumer services** activity eased notably at the end of the third quarter, however. The rate of decrease was the slowest in the current eight-month sequence of contraction.

The **healthcare** sector continued to record the strongest performance in business activity at the end of the third quarter.

Meanwhile, three sectors recorded faster rises in output amid reports of strengthening client demand following the easing in coronavirus disease 2019 (COVID-19) restrictions. **Technology** firms registered the second-quickest upturn of the seven monitored sectors, which was also the fastest since July 2018. **Consumer goods** companies saw a notable pick-up in activity, as the pace of expansion accelerated to the steepest since last November. The **industrials** sector also saw a stronger increase in output.

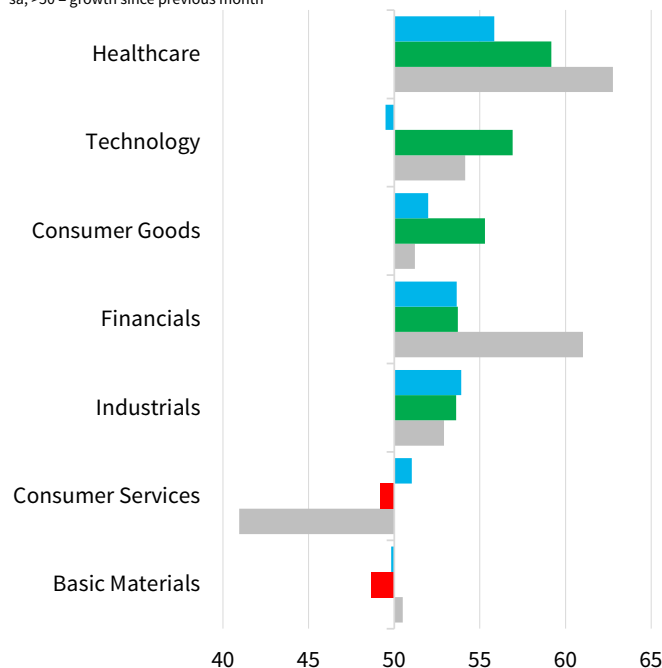
Finally, **financials** firms registered a marked slowdown in the rate of activity expansion in September. The pace of growth softened notably from August's recent peak.

Healthcare Business Activity Index
sa, >50 = growth since previous month



Source: IHS Markit.

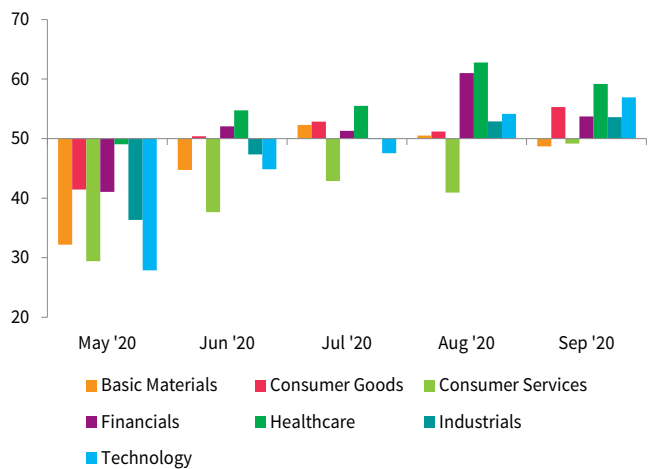
Output Index, Sep '20 / Aug '20
Employment Index, Sep '20
sa, >50 = growth since previous month



Source: IHS Markit.

Output / Business Activity Index

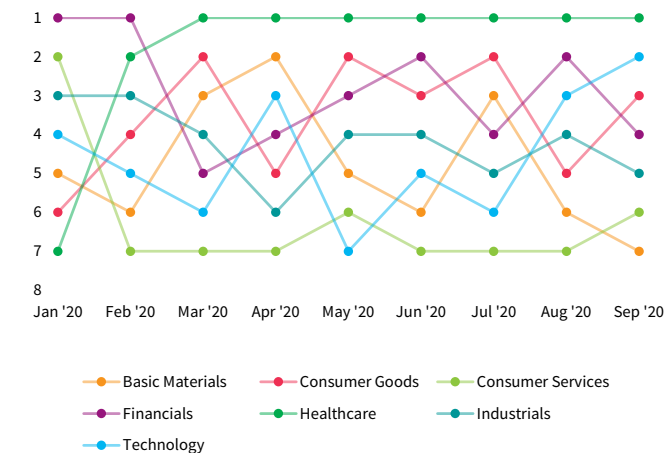
sa, >50 = growth since previous month



Source: IHS Markit.

Output / Business Activity Index

Rank



Source: IHS Markit.

Contact

Sian Jones
Economist
IHS Markit
T: +44-1491-461-017
sian.jones@ihsmarkit.com

Katherine Smith
Public Relations
IHS Markit
T: +1 781 301 9311
katherine.smith@ihsmarkit.com

Methodology

The IHS Markit US Sector PMI™ indices are compiled by IHS Markit from responses to questionnaires sent to purchasing managers in IHS Markit's US manufacturing and services PMI survey panels, covering over 1,000 private sector companies.

IHS Markit maps individual company responses to industry sectors according to standard industry classification (SIC) codes. US Sector PMI indices are available for the basic materials, consumer goods, consumer services, financials, healthcare, industrials and technology sectors.

Survey responses are collected in the second half of each month and indicate the direction of change compared to the previous month. Survey responses are weighted by country of origin, based on sectoral gross value added. A diffusion index is calculated for each survey variable. The index is the sum of the percentage of 'higher' responses and half the percentage of 'unchanged' responses. The indices vary between 0 and 100, with a reading above 50 indicating an overall increase compared to the previous month, and below 50 an overall decrease. The indices are then seasonally adjusted.

For manufacturing sectors, the headline figure is the Purchasing Managers' Index™ (PMI). The PMI is a weighted average of the following five indices: New Orders (30%), Output (25%), Employment (20%), Suppliers' Delivery Times (15%) and Stocks of Purchases (10%). For the PMI calculation the Suppliers' Delivery Times Index is inverted so that it moves in a comparable direction to the other indices.

For services sectors, or sectors covering both manufacturing and services, the headline figure is the Business Activity Index. This is a diffusion index calculated from a question that asks for changes in the volume of business activity or output compared with one month previously.

For further information on the PMI survey methodology, please contact economics@ihsmarkit.com.

Disclaimer

The intellectual property rights to the data provided herein are owned by or licensed to IHS Markit. Any unauthorised use, including but not limited to copying, distributing, transmitting or otherwise of any data appearing is not permitted without IHS Markit's prior consent. IHS Markit shall not have any liability, duty or obligation for or relating to the content or information ("data") contained herein, any errors, inaccuracies, omissions or delays in the data, or for any actions taken in reliance thereon. In no event shall IHS Markit be liable for any special, incidental, or consequential damages, arising out of the use of the data. Purchasing Managers' Index™ and PMI™ are either registered trade marks of Markit Economics Limited or licensed to Markit Economics Limited. IHS Markit is a registered trademark of IHS Markit Ltd. and/or its affiliates.

About IHS Markit

IHS Markit (NYSE: INFO) is a world leader in critical information, analytics and solutions for the major industries and markets that drive economies worldwide. The company delivers next-generation information, analytics and solutions to customers in business, finance and government, improving their operational efficiency and providing deep insights that lead to well-informed, confident decisions. IHS Markit has more than 50,000 business and government customers, including 80 percent of the Fortune Global 500 and the world's leading financial institutions.

IHS Markit is a registered trademark of IHS Markit Ltd. and/or its affiliates. All other company and product names may be trademarks of their respective owners © 2020 IHS Markit Ltd. All rights reserved.

About PMI

Purchasing Managers' Index™ (PMI™) surveys are now available for over 40 countries and also for key regions including the eurozone. They are the most closely watched business surveys in the world, favoured by central banks, financial markets and business decision makers for their ability to provide up-to-date, accurate and often unique monthly indicators of economic trends.

ihsmarkit.com/products/pmi.html

If you prefer not to receive news releases from IHS Markit, please email katherine.smith@ihsmarkit.com. To read our privacy policy, click here.