

**Purchasing Managers' Index™**  
**MARKET SENSITIVE INFORMATION**  
**EMBARGOED UNTIL 1100 (EST) / 1500 (UTC) May 8 2018**

**IHS Markit Global Sector PMI™**

**Technology sector leads global growth rebound in April**

**Key findings:**

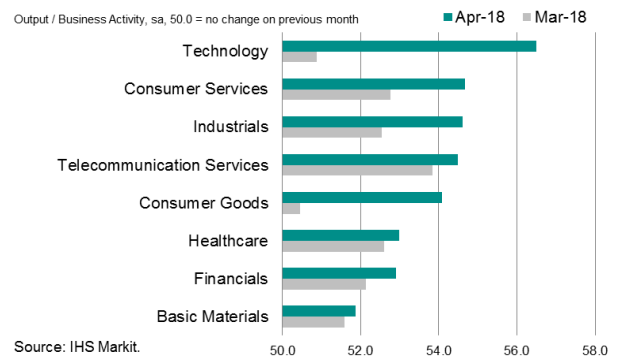
- All eight broad sector groups see faster rises in activity
- Business activity in technology sector expands at sharpest rate since September 2014
- Basic materials output continues to rise at modest pace

The latest IHS Markit Global Sector PMI™ data signalled stronger growth of output across many sectors in April, following a broad-based slowdown in March. At the broadest level of detail, all eight areas registered faster rates of expansion. The fastest increase was seen in **technology**, where growth was the strongest since September 2014. This marked a turnaround since March, when the sector had seen a sharp slowdown in growth. **Consumer goods** also registered a notable acceleration in growth at the start of Q2.

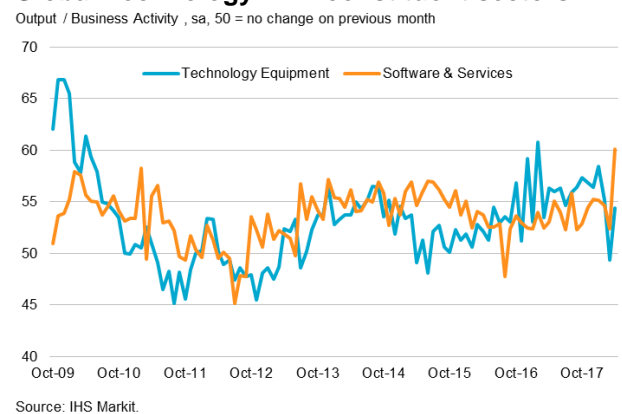
At the detailed level, **software & services** topped the output growth rankings in April, with the fastest expansion since the series began in October 2009. Moreover, six of the top seven sectors were all services-related, including **tourism & recreation, insurance, transportation, banks** and **telecommunication services**.

The only sector to record lower output during April was **metals & mining**, which posted a contraction for the first time since September 2016.

**Global Sector PMI: broad sectors**



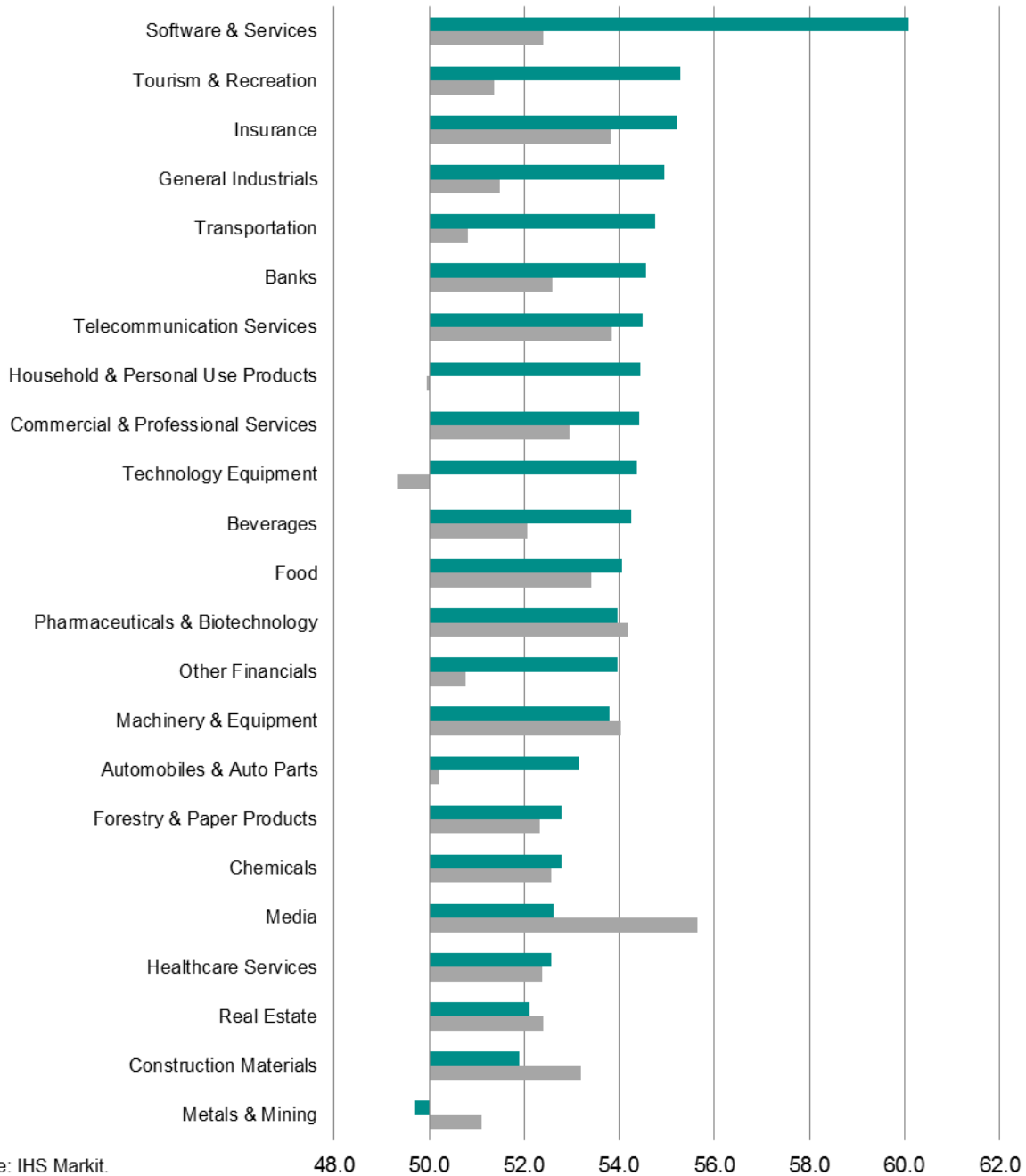
**Global Technology PMI: constituent sectors**



**Global Sector PMI: detailed sectors**

Output / Business Activity, sa, 50.0 = no change on previous month

■ Apr-18 ■ Mar-18



Source: IHS Markit.

**For further information, please contact:****IHS Markit**

Trevor Balchin, Director, Economics  
Telephone +44-1491-461-065  
Email [trevor.balchin@ihsmarkit.com](mailto:trevor.balchin@ihsmarkit.com)

Joanna Vickers, Corporate Communications  
Telephone +44207-260-2234  
Email [joanna.vickers@ihsmarkit.com](mailto:joanna.vickers@ihsmarkit.com)

**Note to Editors:**

PMI™ is an acronym for Purchasing Managers' Index™, a type of survey originally developed for tracking business conditions in the manufacturing sector. IHS Markit now uses 'PMI' to describe the methodology used for surveys also undertaken in the services, construction and non-oil private sectors.

IHS Markit Global Sector PMI data are derived from surveys of over 20,000 companies operating in over 40 countries. The data are typically released on the fifth working day of each month, two days' after the Global Composite PMI, at 1100 Eastern US time.

The Global Sector PMI data provide corporate planners and decision makers, economic analysts, policy makers and investors with a powerful and unique database with which to monitor business cycles by industry. Sector trends over time can be tracked as well as relative performance between sectors, allowing identification of key growth industries and the drivers within them.

The dataset provides monthly indicators of business trends across variables such as output, order books, prices, inventories and employment for eight major groups including: basic materials, consumer goods, consumer services, financials, healthcare, industrials, technology and telecommunication services; and a further 26 sectors and subsectors of those groups.

Sector PMI data are generated from the same questionnaire responses as national PMI data, and mapped to IHS Markit's sector classification structure using Standard Industry Classification (SIC) codes. Respondents are asked to state whether business conditions for a number of variables have improved, deteriorated or stayed the same compared with the previous month. Diffusion indexes are calculated for each variable (the percentage of positive responses plus half the percentage of neutral responses). These indexes vary between 0 and 100 with levels of 50.0 signalling no change on the previous month. Readings above 50.0 signal an improvement or increase on the previous month. Readings below 50.0 signal a deterioration or decrease on the previous month. The greater the divergence from 50.0 the greater the rate of change signalled.

Individual company responses will be weighted on the basis of that company's country of origin. Country weights for each sector are derived from a combination of GDP data and detailed industry gross value added.

The PMI diffusion indexes are then adjusted for seasonality using the X-12 ARIMA program.

Detailed historical global sector data are available via a subscription from IHS Markit, and datasets are also available for Europe, Asia and the US. For further information please contact [economics@ihsmarkit.com](mailto:economics@ihsmarkit.com).

**About IHS Markit ([www.ihsmarkit.com](http://www.ihsmarkit.com))**

IHS Markit (Nasdaq: INFO) is a world leader in critical information, analytics and expertise to forge solutions for the major industries and markets that drive economies worldwide. The company delivers next-generation information, analytics and solutions to customers in business, finance and government, improving their operational efficiency and providing deep insights that lead to well-informed, confident decisions. IHS Markit has more than 50,000 key business and government customers, including 85 percent of the Fortune Global 500 and the world's leading financial institutions. Headquartered in London, IHS Markit is committed to sustainable, profitable growth.

*IHS Markit is a registered trademark of IHS Markit Ltd. All other company and product names may be trademarks of their respective owners © 2018 IHS Markit Ltd. All rights reserved.*

**About PMI**

*Purchasing Managers' Index™ (PMI™) surveys are now available for over 40 countries and also for key regions including the eurozone. They are the most closely-watched business surveys in the world, favoured by central banks, financial markets and business decision makers for their ability to provide up-to-date, accurate and often unique monthly indicators of economic trends. To learn more go to <https://ihsmarkit.com/products/pmi.html>.*

**The intellectual property rights to the Global Sector PMI™ provided herein are owned by or licensed to IHS Markit. Any unauthorised use, including but not limited to copying, distributing, transmitting or otherwise of any data appearing is not permitted without IHS Markit's prior consent. IHS Markit shall not have any liability, duty or obligation for or relating to the content or information ("data") contained herein, any errors, inaccuracies, omissions or delays in the data, or for any actions taken in reliance thereon. In no event shall IHS Markit be liable for any special, incidental, or consequential damages, arising out of the use of the data. Purchasing Managers' Index™ and PMI™ are either registered trade marks of IHS Markit Economics Limited or licensed to IHS Markit Economics Limited. IHS Markit is a registered trademark of IHS Markit Ltd.**

*If you prefer not to receive news releases from IHS Markit, please email [joanna.vickers@ihsmarkit.com](mailto:joanna.vickers@ihsmarkit.com). To read our privacy policy, [click here](#).*